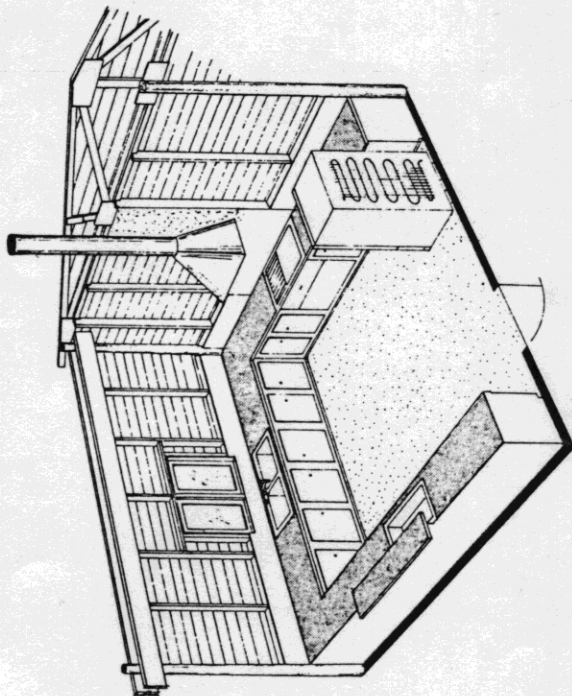


PERSPECTIVE



KITCHEN - CUTAWAY VIEW

NOTE:

1. ALL WOODEN MEMBERS IN CONTACT WITH GROUND SHALL BE PRESERVATIVE PRESSURE TREATED (P.P.T.)
2. SIDEWALL CONSTRUCTION DETAILS FOR HORIZONTAL SIDING ARE SHOWN. FOR VERTICAL SIDING USE TYPICAL POLE BUILDING SIDEWALL CONSTRUCTION.
3. PROVISIONS SHOULD BE MADE FOR SHUTTING OFF WATER AND DRAINING ALL LINES IN PAVILION.

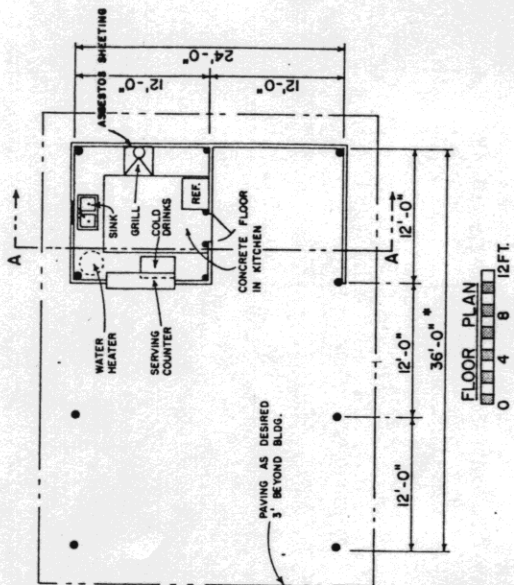
DESIGNED BY:  
 H. R. DAVIS  
 E. W. FOSS  
 W. W. IRISH  
 CORNELL UNIV. PLAN NO. 830

COOPERATIVE EXTENSION WORK IN  
 AGRICULTURE AND HOME ECONOMICS  
 DEPARTMENT OF AGRICULTURAL ENGINEERING  
 UNIVERSITY OF MARYLAND  
 AND  
 UNITED STATES DEPARTMENT OF AGRICULTURE COOPERATING

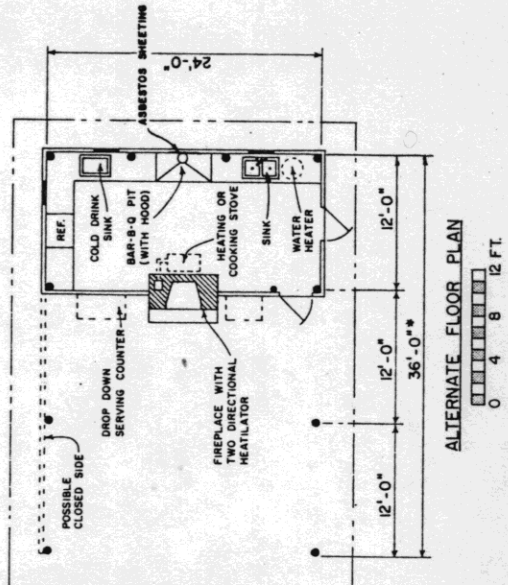
PAVILION WITH KITCHEN

N.Y. '69 6079 SHEET 1 OF 2

\* LENGTH OF BLDG. MAY BE EXTENDED IN 12' UNITS.



FLOOR PLAN  
 0 4 8 12 FT.



ALTERNATE FLOOR PLAN  
 0 4 8 12 FT.

